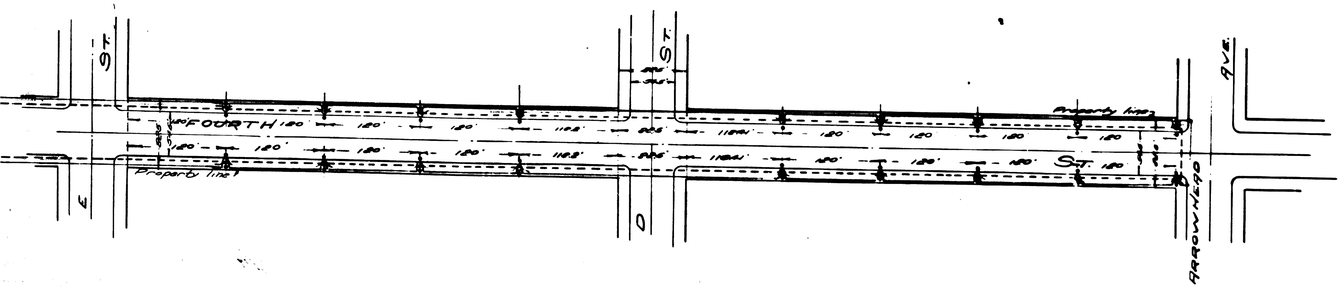

Flag plan not used.
see plan # 793

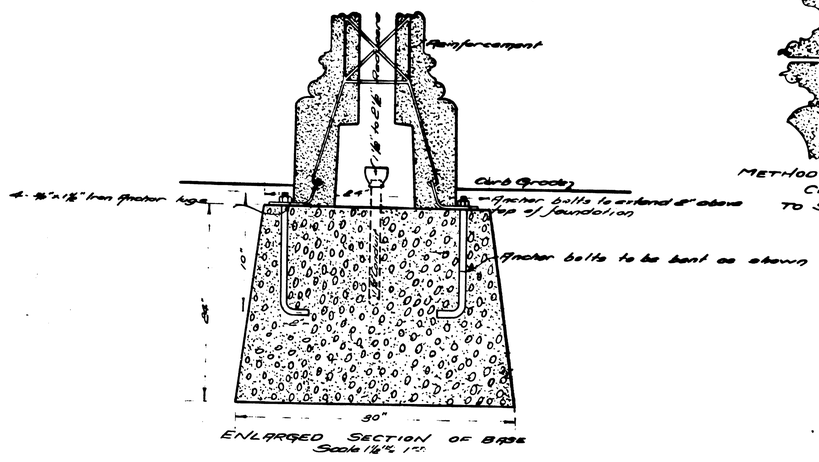

ENLARGED SECTION OF BASE
Scale 1½" = 1'0"

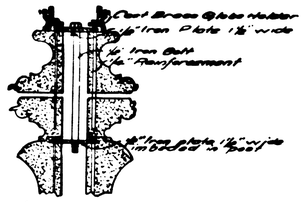

METHOD OF SECURING CROSS ARMS TO STANDARD

PLANS No 578
FOR
FOURTH ST ORNAMENTAL LIGHTS
BETWEEN
E STREET AND ARROWHEAD AVE.
IN THE
CITY OF SAN BERNARDINO
Aug 20 1928
C E Johnson
City Engineer
Scale 1" = 20 ft

LEGEND
"or" is means inch or inches
"ft" means feet or foot
"M" means lumber
"St" means street
Type 1500 Metallic Poles shown thus
Wiring also for lights shown thus
Curbing plan side lights shown thus
Concrete walks shown thus
½" Conduit shown thus
Center line of streets shown thus

No. 6 B. and S. gauge rubber covered wire spliced to No. 8 B. and S. Gauge Varnished Cambric lead covered cable 1' above and 1½" in conduit



TYPE 1500

Arrangement of Re

Anchor lugs

Cross

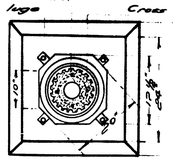

TOP VIEW OF F
of BASE OF